



Operation Instruction - Emergency Panel

WARNING:

To reduce the risk of personal injury or property damage from fire, electric shock, falling parts, cuts/abrasions, and other hazards read all warnings and instructions included. Before installing, servicing or performing routine maintenance on this equipment, follow these general precautions.

Commercial installation, service and maintenance of luminaires should be performed by a qualified licensed electrician. If you are unsure about the installation or maintenance of the luminaires, consult a qualified licensed electrician and check your local electrical code.

Do not make or alter any open holes in an enclosure of wiring or electrical components during kit installation.

Turn off electrical power at fuse or circuit breaker before wiring fixture to the power supply. All connections should be capped with UL approved wire connectors.

Keep away from any corrosive substance.

Use a dry cloth when cleaning fixture.

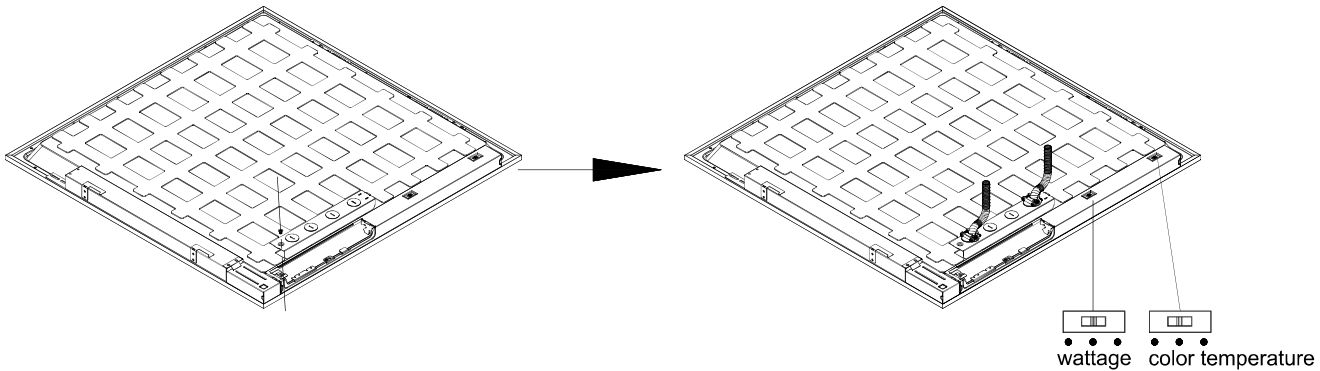
Not suitable for use in wet locations.

“Class 1 wiring” for dimming wire.

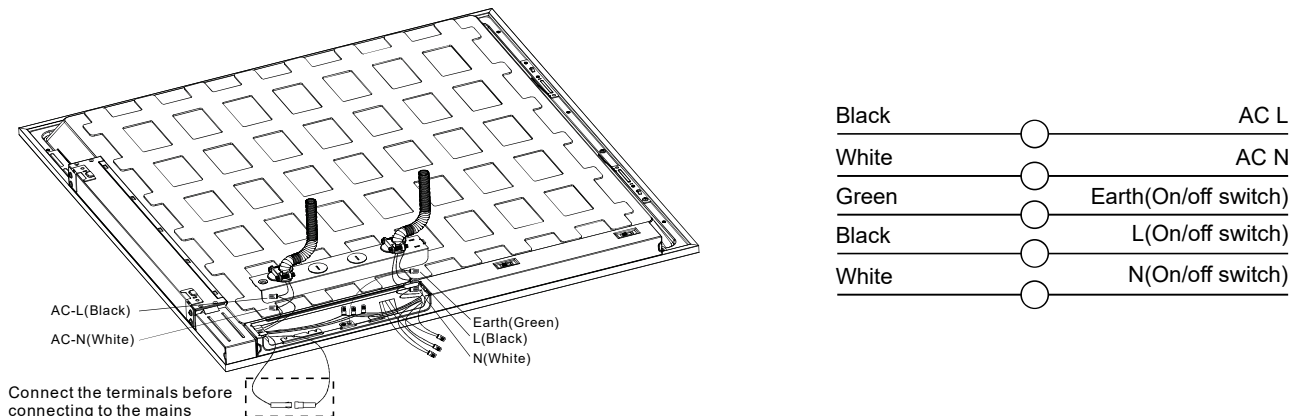
THIS LUMINAIRE IS PROVIDED WITH A FACTORY-INSTALLED EMERGENCY LIGHTING BATTERY PACK.

Installation:

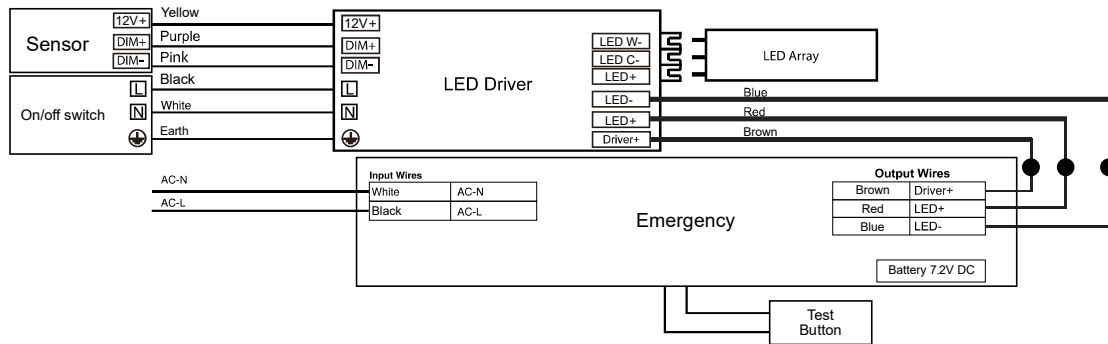
1. Unscrew driver covers and connect conduit to driver box.



2. Connect coordinating wires. Secure driver covers to fixture.



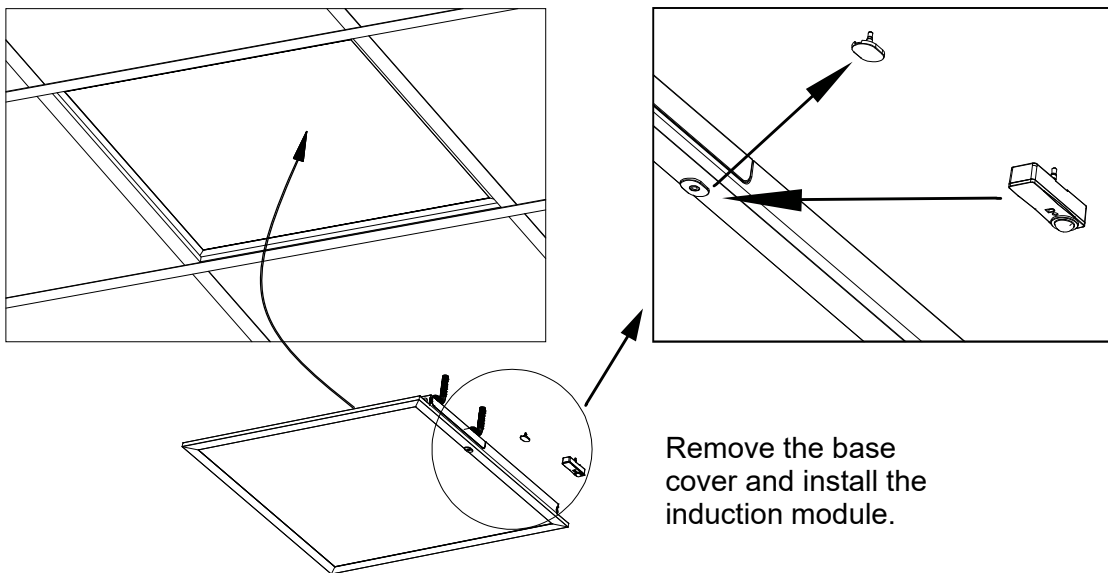
3. Please refer to the following wiring diagram when connecting the emergency driver.



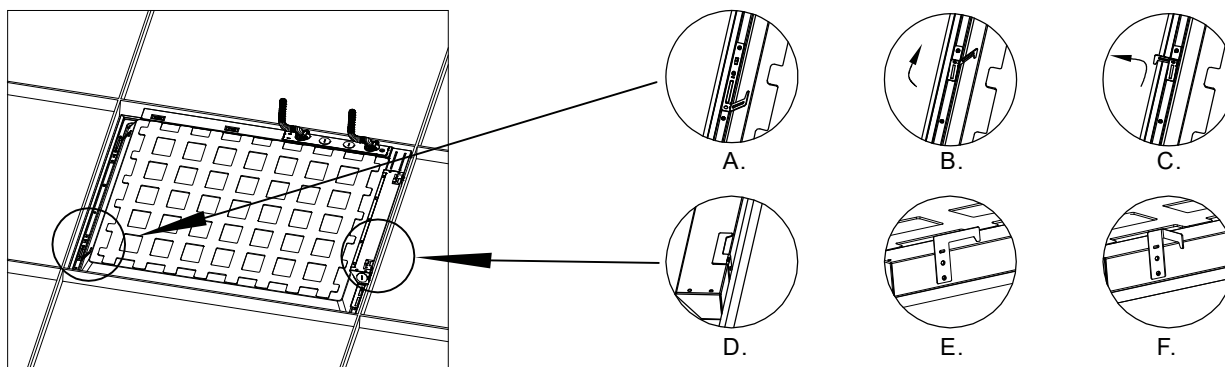
Recessed Installation:

Note: Confirm size of fixture to size of ceiling panel. Confirm ceiling can support weight of fixture. The fixture must be fully recessed into the channel. Space for adjustment cannot be more than 1/8" (33mm) or fixture will fall.

1. Replace exiting light fixture with LED Panel.



2. Use protective brackets for safety. See diagrams A, B, C, D, E, F.



This device complies with Part 15 of the FCC Rules. Operation is subject to the following two conditions: (1) this device may not cause harmful interference, and (2) this device must accept any interference received, including interference that may cause undesired operation.